

Student Travel Tally Report: Combining Schools in One Data Collection Season

School Group: Virginia Schools

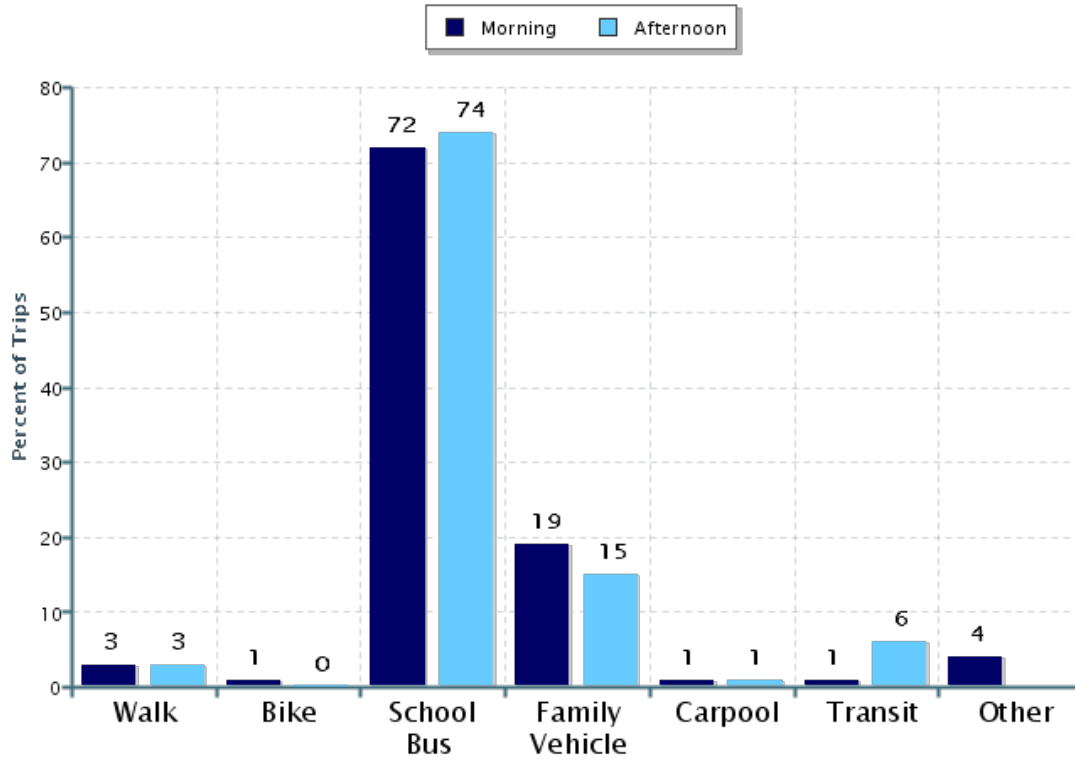
Date Range: Fall 2018

Date Report Generated: 01/09/2019

School Name:	Month & Year Collected & (Set ID)	School Enrollment:	% Range of School's Students Involved in SRTS:	Number of Classroom in School Targeted by School Group:	Number of Classrooms Included in Report:
Bellwood Elementary School	October 2018 (27337)	549	76-100%		28
Bon Air Elementary School	October 2018 (27340)	649	76-100%		29
CC Wells Elementary School	October 2018 (27396)	679	76-100%		29
Clover Hill Elementary School	October 2018 (27490)	738			30
Crestwood Elementary School	October 2018 (27437)	571	76-100%		26
Elizabeth Davis Middle School	October 2018 (27471)	1229			40
Greenfield Elementary School	October 2018 (27270)	580			25
Jb Watkins Elementary School	October 2018 (27500)	1252	76-100%		51
Spring Run Elementary School	October 2018 (27389)	933	Don't Know		34
Swift Creek Elementary School	October 2018 (27475)	877			37
WW Gordon Elementary School	October 2018 (27388)	619	Don't Know		26
Total:				0	355

This report contains information from schools' classrooms about students' trip to and from school. The data used in this report were collected using the in-class Student Travel Tally questionnaire from the National Center for Safe Routes to School.

Morning and Afternoon Travel Mode Comparison



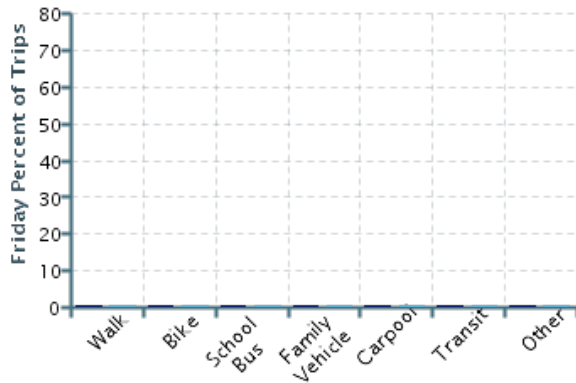
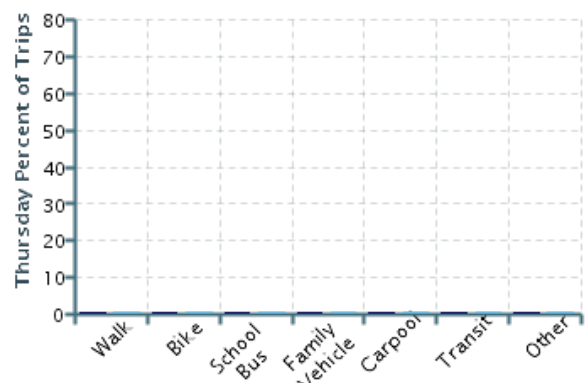
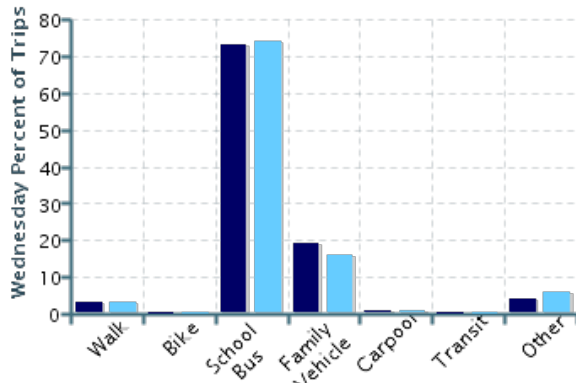
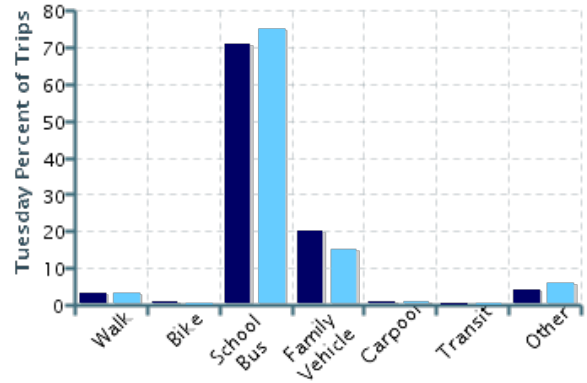
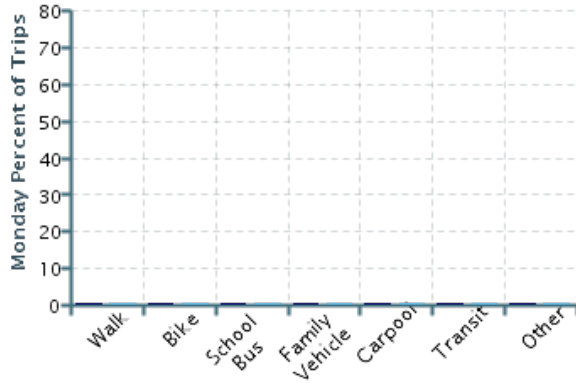
Morning and Afternoon Travel Mode Comparison

	Number of Trips	Walk	Bike	School Bus	Family Vehicle	Carpool	Transit	Other
Morning	15844	3%	0.5%	72%	19%	0.8%	0%	4%
Afternoon	15899	3%	0.5%	74%	15%	0.9%	0%	6%

Percentages may not total 100% due to rounding.

Morning and Afternoon Travel Mode Comparison by Day

■ Morning
 ■ Afternoon

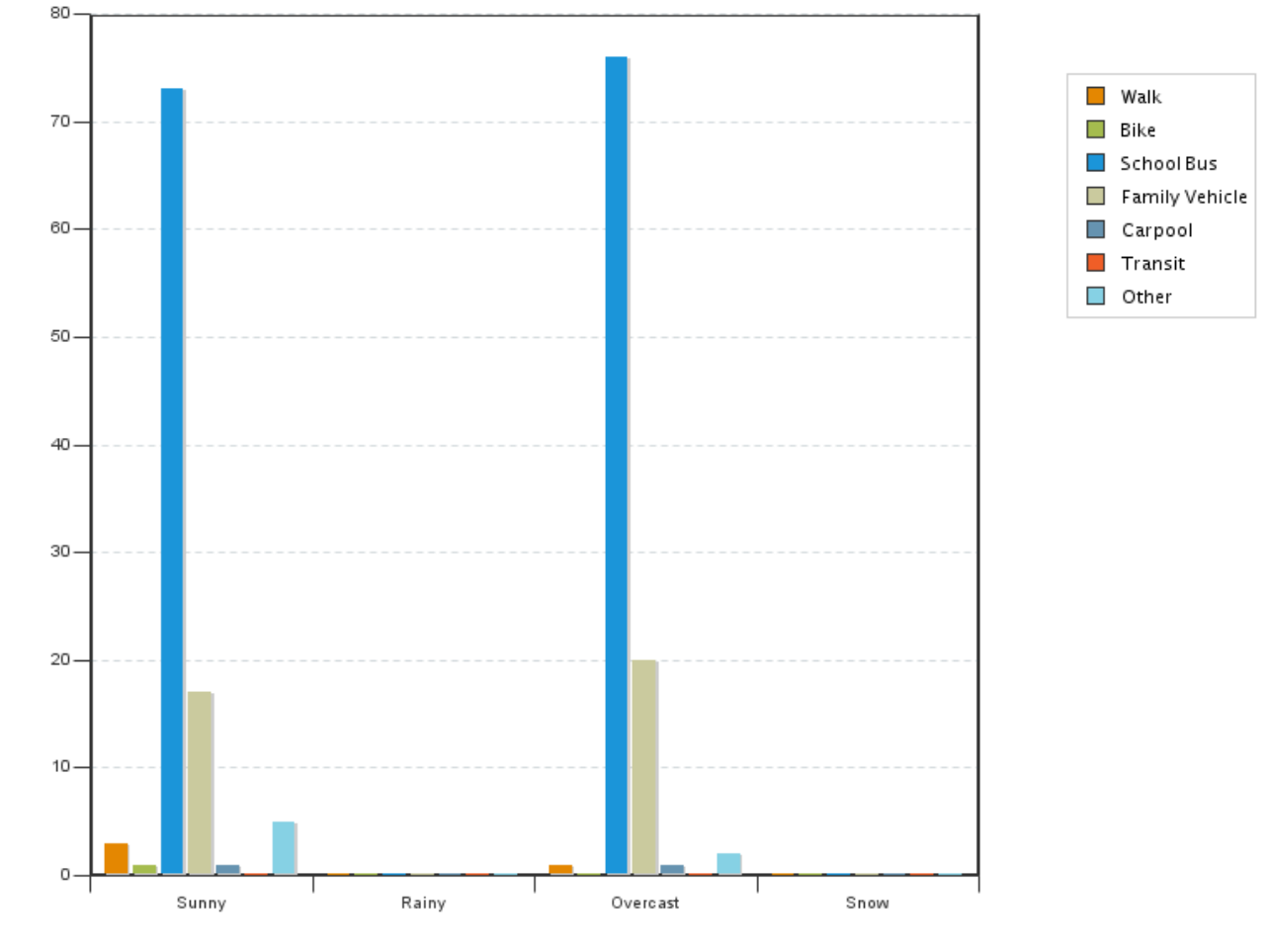


Morning and Afternoon Travel Mode Comparison by Day

	Number of Trips	Walk	Bike	School Bus	Family Vehicle	Carpool	Transit	Other
Monday AM		0%	0%	0%	0%	0%	0%	0%
Monday PM		0%	0%	0%	0%	0%	0%	0%
Tuesday AM	7950	3%	0.5%	71%	20%	0.8%	0%	4%
Tuesday PM	8036	3%	0.5%	75%	15%	1.0%	0%	6%
Wednesday AM	7894	3%	0.5%	73%	19%	0.9%	0%	4%
Wednesday PM	7863	3%	0.5%	74%	16%	0.8%	0%	6%
Thursday AM		0%	0%	0%	0%	0%	0%	0%
Thursday PM		0%	0%	0%	0%	0%	0%	0%
Friday AM		0%	0%	0%	0%	0%	0%	0%
Friday PM		0%	0%	0%	0%	0%	0%	0%

Percentages may not total 100% due to rounding.

Travel Mode by Weather Conditions



Travel Mode by Weather Condition

Weather Condition	Number of Trips	Walk	Bike	School Bus	Family Vehicle	Carpool	Transit	Other
Sunny	30336	3%	0.5%	73%	17%	0.9%	0%	5%
Rainy	0	0%	0%	0%	0%	0%	0%	0%
Overcast	1407	1%	0.1%	76%	20%	0.6%	0%	2%
Snow	0	0%	0%	0%	0%	0%	0%	0%

Percentages may not total 100% due to rounding.